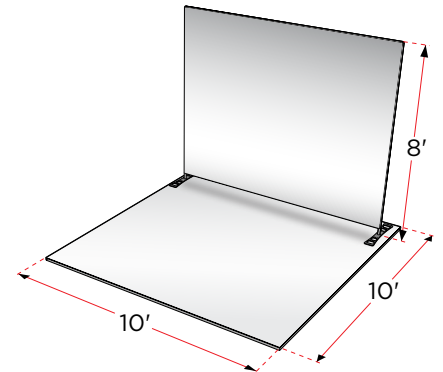


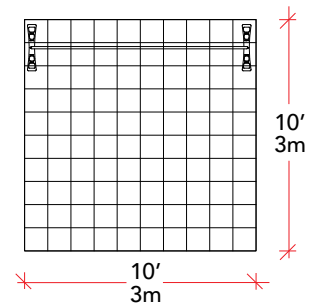


AB2059N

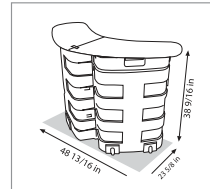
ELEVATION



FLOOR PLAN



Expand your exhibit with additional display accessories and features



Big and bold, FabLite is also our most affordable 10' portable trade show display. With the vertically curved frame completely encased, your audience can focus on your brand's message. Custom-tailored to fit and provide a smooth finish, each graphic pillow case is printed on the front side and features black fabric on the back for opacity. Plus our dye sub fabric graphics are wrinkle-resistant, durable, and washable.

Size:

2.6' D x 10' W x 8' H

Approximate Weights:

Max Loaded: 150 lb

DIM: 145 lb

Casing:

1 - RollOne Case - 42"x 26"x 22"

Setup Instructions:

- Setup Guide (pdf)
- Setup Video

CUSTOM MODULAR DISPLAYS