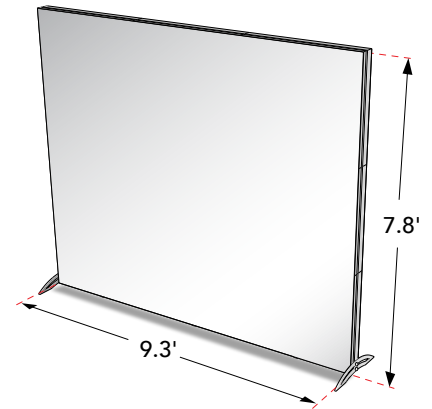
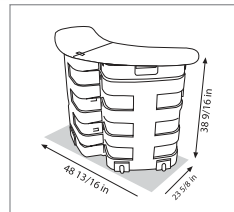
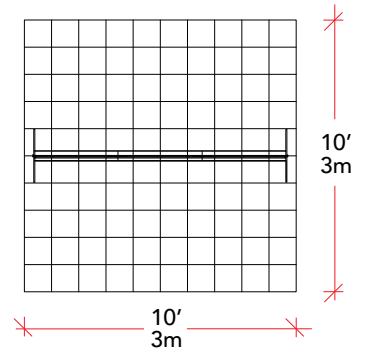




ELEVATION



FLOOR PLAN



LightWall Backlit Kiosks energize your message. Place them in your lobby, use them to your sales conference or add them to your trade show exhibit. LightWall Kiosks feature lightweight SEG (silicone edge gasket) fabric panels that are durable and machine washable. Bright white LED lights ship pre-installed. Assembly is tool free - frame sections glide together and tighten with thumb screws. Connect the light modules, mount the side plates, press the graphic panel into the channel on the front of the frame and Velcro™ the liner to the backside and you're all set. Your LightWall backlit kiosk can be double sided, too. It's as easy as connecting two frames back-to-back.

Size:

2' D x 9.3' W x 7.8' H

Approximate Weights:

Actual: 97 lb

Max Loaded: 150 lb

DIM: 145 lb

Casing:

1 - RollOne Case - 42"x 26"x 22"

Setup Instructions:

- Setup Guide (pdf)
- Setup Video

CUSTOM MODULAR DISPLAYS